

MARINE AND FAMILY PROGRAMS

SUICIDE SURVEILLANCE UPDATE for CMC

28 February 2026

Kimberly Gibson

Branch Head, Program Assessment
Headquarters, Marine Corps (M&RA)
Marine and Family Programs
kimberly.e.gibson@usmc.mil

Maureen Denyszyn

Section Head, Data Management and Analytics
Program Assessment
Headquarters, Marine Corps (M&RA)
Marine and Family Programs
maureen.denyszyn@usmc.mil

Kathryn Ortega

Supervisory Program Analyst , Data Management and Analytics
Program Assessment
Headquarters, Marine Corps (M&RA)
Marine and Family Programs
kathryn.ortega@usmc.mil

Controlled by: Department of the Navy
Controlled by: Headquarters USMC (M&RA; MF)
CUI Category: PROPIN
Limited Dissemination Control: FEDCON
POC: Branch Head, Program Assessment



CY26 Executive Summary – 28 February 2026 Update

1. In CY22, the USMC suicide rate was statistically higher than the US population suicide rate that has been adjusted to USMC demographics.

2. The total **AC Suicide count** is 15 for CY26 through 28 February 2026. This count is: (Slide 3)

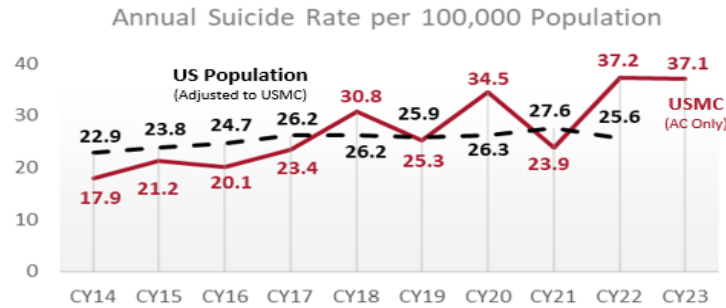
- Higher than the AC Suicide count of 14 from the same timeframe last year.
- Higher than the cumulative YTD average of 8 from the last ten years.

3. The total **AC attempts reported** is 77 for CY26 through 28 February 2026. This count is: (Slide 4)

- Higher than the AC attempt count of 60 from the same timeframe last year.
- Higher than the cumulative YTD average of 60 from the last ten years.

4. The total **AC ideations reported** is 247 for CY26 through 28 February 2026. This count is: (Slide 5)

- Similar to the AC ideation count of 255 from the same timeframe last year.
- Similar to the cumulative YTD average of 248 from the last eight years.



CY 2022 and 2023 rates differ from the official rates published in Annual Report on Suicide in the Military due to case additions by the Armed Forces Medical Examiner System (AFMES) after the 31 July 2024 deadline for inclusion in the Annual Report. CY24 rate pending AFMES determination for multiple cases.

US population suicide rate obtained from the Centers for Disease Control and Prevention and adjusted to USMC age, race/ethnicity, and sex; CY23 population data are not yet publicly available .

CY26	Incident Group	Jan	Feb	Mar	Apr	May	Jun	Jul	Aug	Sep	Oct	Nov	Dec	Total
☐ AC	Suicide	4	11	0	0	0	0	0	0	0	0	0	0	15
	Attempt	43	34	0	0	0	0	0	0	0	0	0	0	77
	Ideation	150	97	0	0	0	0	0	0	0	0	0	0	247
☐ RC	Suicide	3	1	0	0	0	0	0	0	0	0	0	0	4
	Attempt	0	2	0	0	0	0	0	0	0	0	0	0	2
	Ideation	5	11	0	0	0	0	0	0	0	0	0	0	16

RC counts include SELRES only and are excluded from analyses due to the risk of misinterpretation associated with low count data.

All counts exclude attached Sailors.

DATA ARE LIVE AND SUBJECT TO CHANGE

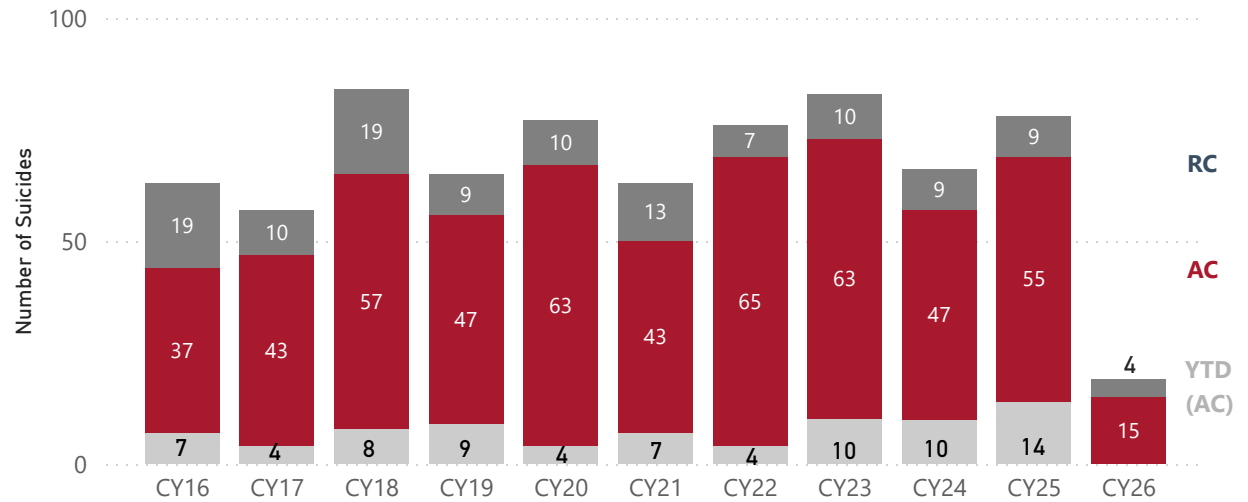
CY26 Suicides Reported Compared to Previous Years

BLUF:

The total AC suicide count is 15 for CY26 through 28 February. This count is:

- Higher than the AC suicide count of 14 from the same timeframe last year.
- Higher than the cumulative YTD average of 8 from the last ten years.

Annual Number of Suicides by Component



Please Note:

AC= Active Component

RC= Reserve Component (SELRES only)

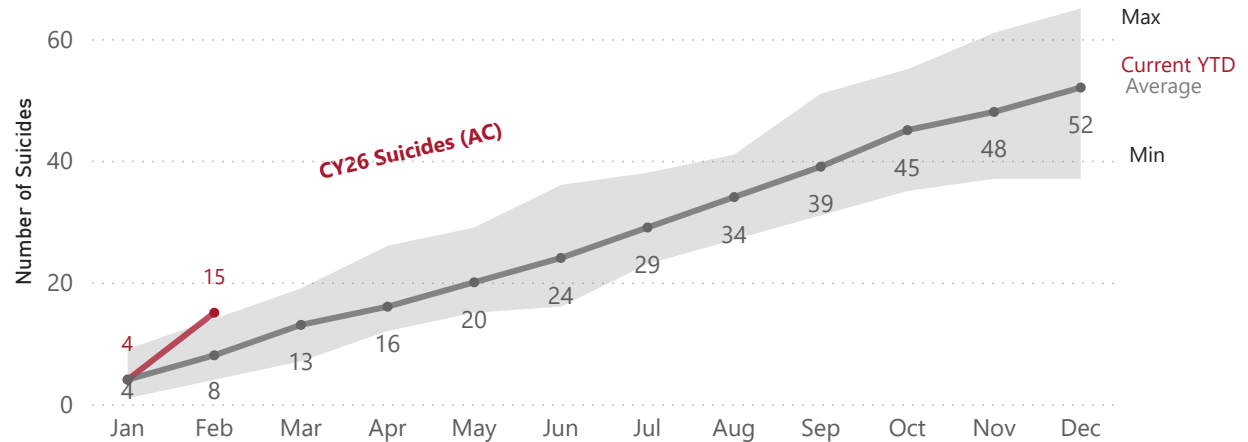
SELRES= AR, SMCR, IMA, IADT

Counts exclude attached Sailors.

Counts include verified and suspected suicides.

DATA ARE LIVE AND SUBJECT TO CHANGE.

CY26 YTD AC Suicides Compared to Previous 10 Years (cumulative)



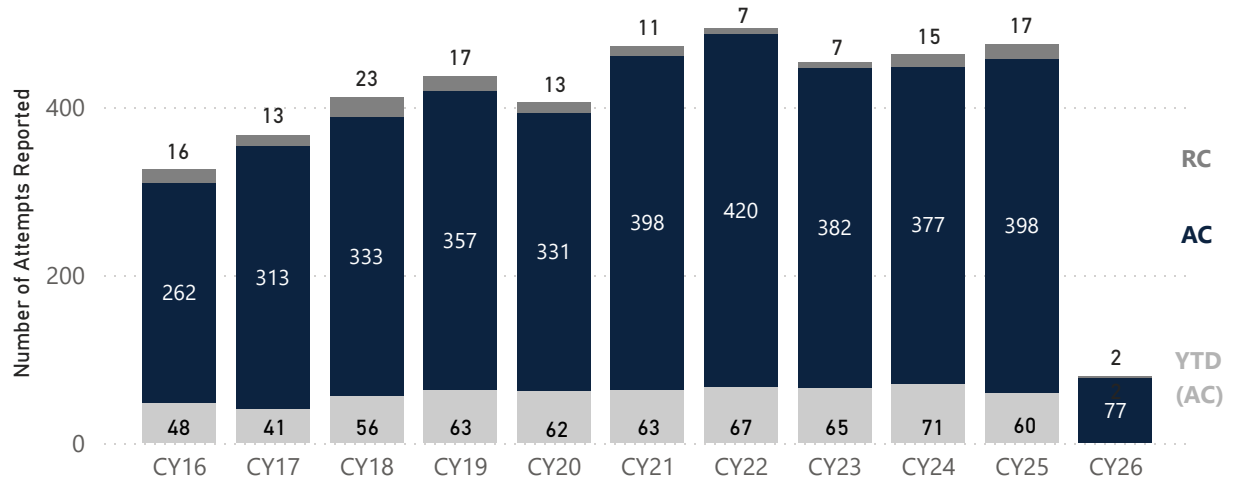
CY26 Attempts Reported Compared to Previous Years

BLUF:

The total AC attempts reported is 77 for CY26 through 28 February. This count is:

- Higher than the AC attempt count of 60 from the same timeframe last year.
- Higher than the cumulative YTD average of 60 from the last ten years.

Annual Number of Attempts Reported by Component



Please Note:

AC= Active Component

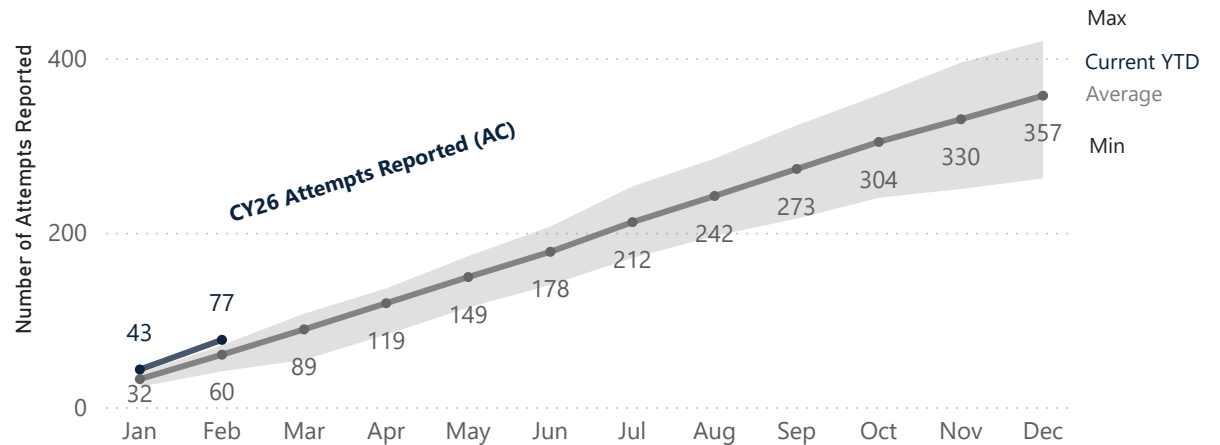
RC= Reserve Component (SELRES only)

SELRES= AR, SMCR, IMA, IADT

Counts exclude attached Sailors.

DATA ARE LIVE AND SUBJECT TO CHANGE.

CY26 YTD AC Attempts Compared to Previous 10 Years (cumulative)



CY26 Ideations Reported Compared to Previous Years

BLUF:

The total AC ideations reported is 247 for CY26 through 28 February. This count is:

- Similar to the AC ideation count of 255 from the same timeframe last year.
- Similar to the cumulative YTD average of 248 from the last seven years.

Please Note:

AC= Active Component

RC= Reserve Component (SELRES only)

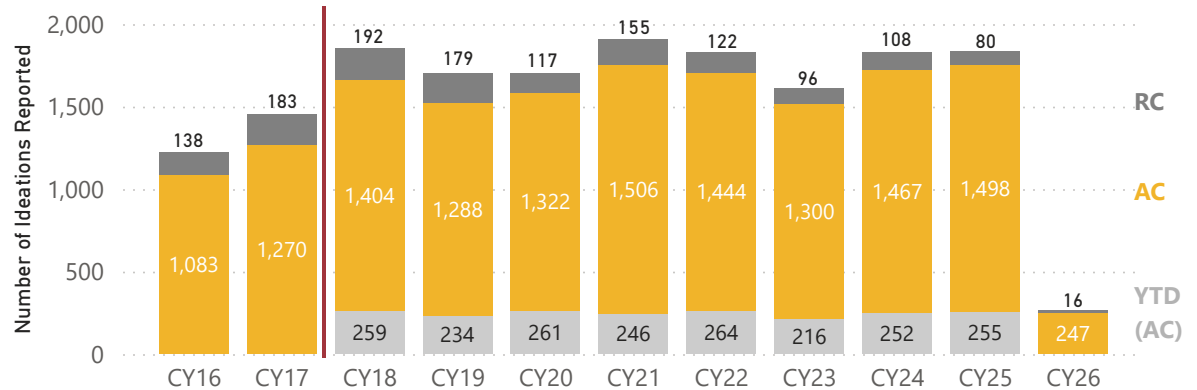
SELRES= AR, SMCR, IMA, IADT

Counts exclude attached Sailors.

DATA ARE LIVE AND SUBJECT TO CHANGE.

Limitations: Ideation counts represent incidents where Marines verbalize their thoughts, and their command generates an OPREP3. They do not represent the true number of ideations across the USMC and may grossly under-report true ideation incidents (as indicated by anonymous questionnaire responses and national comparative numbers).

Annual Number of Ideations Reported by Component



TECOMO 1720 published late 2017 mandating reporting of ideations for recruits via OPREP3/SIR. CY18-25 data are not comparable to previous CY.

CY26 YTD AC Ideations Reported Compared to Previous 8 Years (cumulative)

